



# Round 3 : April 22 - 24

## Wakefield Park Raceway



**MICHELIN**



ASBK.COM.AU f t i y

### MICHELIN SUPERSPORT CHAMPIONSHIP

#### Practice 2

Date: 22/04/22  
 Event: P07  
 Weather: Cloudy - Temp: 15.4C  
 Track: Dry - Temp: 25.4C

Started at: 12:02:34  
 Laps: 25 Min  
 Starters: 16  
 Printed at: 16:06

#### CLASSIFICATION

Pos	No	Name	Machine	Fastest Lap	On Lap	Behind Leader	Behind Prev	Top Speed
1	26	Sean CONDON (NSW) / Bikebiz / Digbiz Earthworx	Yamaha YZF-R6	59.713	18 of 19			213
2	44	Thomas BRAMICH (VIC) / Apex / The Bare Bird / Nolan / Ricondi / FUSport	Yamaha YZF-R6	59.916	19 of 20	.203	.203	217
3	308	John LYTRAS (QLD) / SOL Invictus / Caboolture Yamaha / Peregrine / AGV / TCX / Pirelli / RK / Motul	Yamaha YZF-R6	1:00.026	15 of 20	.313	.110	212
4	85	Ty LYNCH (SA) / Russell Phillips M-sport / 727 Moto / Adelaide M-cycle Recovery / YRD	Yamaha YZF-R6	1:00.137	10 of 11	.424	.111	214
5	45	Oilly SIMPSON (SA) / YRD / SBS Brakes / Kenma Aust. / Race Bike Services / Simpson Crash / Simpson Signs	Yamaha YZF-R6	1:00.393	4 of 17	.680	.256	212
6	39	Scott NICHOLSON (VIC) / Traction Control M-sport / G. Williams M-cycle Eng. / RST Moto / KYT Helmets	Yamaha YZF-R6	1:00.502	15 of 20	.789	.109	214
7	59	Tom DRANE (NSW) / CSS / Impacta / ICCONS / MDSTEEL	Yamaha YZF-R6	1:00.621	17 of 22	.908	.119	220
8	58	Mitchell KUHNE (QLD) / Shark Leathers / Phresh Ink / Nolan/X-Lite Helmets / TCX Boots / Liqui Moly	Yamaha YZF-R6	1:00.816	16 of 20	1.103	.195	213
9	86	Dallas SKEER (SA) / Penrite / YRD / Pirelli / Stefs Transport / Nolan / MSA / JC Performance	Yamaha YZF-R6	1:00.922	14 of 17	1.209	.106	214
10	49	Jake FARNSWORTH (NSW) / Worth Race Developments / Kingsdene Automotive / Hi Tec Oil / Brisk Ausat.	Yamaha YZF-R6	1:01.311	4 of 20	1.598	.389	213
11	61	Rhys BELLING (VIC) / LXI Racing / YRD / Yamaha Aust. / TGD Australia / XXX-Rated Suspension	Yamaha YZF-R6	1:01.419	10 of 18	1.706	.108	208
12	220	Declan CARBERRY (SA) / JC Performance / Webb Plastics / Auldana Foundations / Nightmare Design	Suzuki GSXR	1:02.212	16 of 16	2.499	.793	213
13	21	Tarbon WALKER (NSW)	Kawasaki ZX6R	1:02.232	7 of 17	2.519	.020	211
14	10	Noel MAHON (VIC) / IRT Motorsports / RS pipe & civil / Quinn mechanical / Aark Susp. & Tuning	Yamaha YZF-R6	1:02.694	14 of 17	2.981	.462	210
15	74	Timothy LARGE (VIC) / Race Center / The Grinning Dingo	Yamaha YZF-R6	1:02.785	11 of 18	3.072	.091	206
16	31	John QUINN (VIC) / IRT M-sport / SC Project Oceania / Ricondi / Quinn Mechanical Services	Yamaha YZF-R6	1:04.943	6 of 20	5.230	2.158	210

Current qualifying record for SS class - 58.526 by Broc PEARSON (QLD) on a Yamaha YZF-R6 set on 17/04/21

*Scott Laing*  
 Chief Timekeeper - Scott Laing

*Tom Williams*  
 Race Director - Tom Williams



[www.computime.com.au](http://www.computime.com.au)  
**COMPUTIME RACE TIMING SYSTEMS PTY LTD**





# Round 3 : April 22 - 24

## Wakefield Park Raceway



# MICHELIN



ASBK.COM.AU f t i y

### MICHELIN SUPERSPORT CHAMPIONSHIP

#### Practice 2

Date: 22/04/22  
 Event: P07  
 Weather: Cloudy - Temp: 15.4C  
 Track: Dry - Temp: 25.4C

Started at: 12:02:34  
 Laps: 25 Min  
 Starters: 16  
 Printed at: 16:06

#### LAP TIMES

No	Name	Lap 1	Lap 2	Lap 3	Lap 4	Lap 5	Lap 6	Lap 7	Lap 8	Lap 9	Lap 10	
10	Noel MAHON (VIC)	1:13.897	1:03.920	1:03.400	1:03.225	1:03.271	1:03.432	1:02.895	1:02.925	1:02.840	4:48.873	
		10	1:16.911	1:03.571	1:02.928	<b>1:02.694</b>	1:03.398	1:03.690	1:03.013			
21	Tarbon WALKER (NSW)	1:14.362	1:03.015	1:02.964	1:03.275	1:02.737	1:02.679	<b>1:02.232</b>	1:02.689	1:02.396	1:02.516	
		10	1:49.974	1:18.774	1:03.434	1:02.463	1:02.827	1:03.073	1:03.438			
26	Sean CONDON (NSW)	1:17.059	1:01.859	1:00.816	1:00.745	1:00.499	1:00.420	1:00.012	1:00.906	1:00.195	1:00.435	
		10	4:44.523	1:15.191	1:00.396	59.923	1:00.047	1:04.050	1:00.224	<b>59.713</b>	1:00.129	
31	John QUINN (VIC)	1:16.722	1:06.681	1:05.914	1:05.774	1:05.033	<b>1:04.943</b>	1:05.181	1:06.661	3:44.460	1:19.225	
		10	1:06.189	1:04.998	1:05.368	1:05.172	1:06.083	1:05.305	1:05.452	1:05.240	1:05.602	1:05.384
39	Scott NICHOLSON (VIC)	1:12.428	1:02.093	1:02.278	1:01.194	1:01.084	1:01.441	3:01.904	1:10.540	1:01.150	1:00.824	
		10	1:00.898	2:52.419	1:09.513	1:01.001	<b>1:00.502</b>	1:00.787	1:00.699	1:00.579	1:00.653	1:00.507
44	Thomas BRAMICH (VIC)	1:13.091	1:01.590	1:00.541	1:00.573	1:00.949	1:00.679	1:01.903	1:00.294	3:02.203	1:14.345	
		10	1:01.772	1:02.215	1:00.937	1:00.567	2:28.583	1:11.107	1:00.038	1:00.320	<b>59.916</b>	1:00.649
45	Olly SIMPSON (SA)	1:09.686	1:01.279	1:00.709	<b>1:00.393</b>	1:18.073	2:47.700	1:10.466	1:00.773	1:00.631	1:00.648	
		10	2:39.963	1:09.269	1:00.566	1:01.306	1:00.622	1:00.718	1:01.031			
49	Jake FARNSWORTH (NSW)	1:11.155	1:03.225	1:02.239	<b>1:01.311</b>	1:01.560	1:01.409	2:48.764	1:09.744	1:01.861	1:01.495	
		10	1:02.313	3:18.341	1:12.266	1:01.489	1:01.418	1:01.720	1:01.784	1:01.552	1:01.314	1:01.573
58	Mitchell KUHNE (QLD)	1:10.583	1:02.741	1:02.285	1:01.537	1:01.156	1:01.365	1:02.241	1:01.365	1:01.463	1:01.295	
		10	2:39.263	1:12.533	1:01.729	1:02.559	1:01.254	<b>1:00.816</b>	1:01.094	1:01.170	1:03.350	1:01.419
59	Tom DRANE (NSW)	1:10.746	1:01.970	1:01.222	1:02.887	1:02.523	1:03.679	1:01.047	1:01.065	1:02.167	1:01.944	
		10	1:01.395	1:47.059	1:10.269	1:01.380	1:02.346	1:01.230	<b>1:00.621</b>	1:00.637	1:00.982	1:00.688
		20	1:00.740	1:02.711								
61	Rhys BELLING (VIC)	1:13.873	1:03.867	1:02.416	1:01.975	1:02.107	2:46.793	1:16.236	1:02.546	1:01.799	<b>1:01.419</b>	
		10	1:01.743	2:57.163	1:12.967	1:02.382	1:02.382	2:26.424	1:13.978	1:02.505		
74	Timothy LARGE (VIC)	1:13.706	1:06.037	1:05.368	1:03.107	1:03.585	1:03.287	4:41.394	2:07.543	1:14.881	1:03.255	
		10	<b>1:02.785</b>	1:03.117	1:21.569	1:04.492	1:02.984	1:03.777	1:03.347	1:03.920		
85	Ty LYNCH (SA)	1:11.617	1:01.773	1:01.493	1:01.087	1:01.465	1:01.171	1:00.805	1:00.265	1:00.421	<b>1:00.137</b>	
		10	1:00.640									
86	Dallas SKEER (SA)	1:13.805	1:02.332	1:01.855	1:01.470	1:01.390	1:01.099	1:00.949	6:22.578	1:13.054	1:02.279	
		10	1:01.180	1:01.538	1:02.214	<b>1:00.922</b>	1:01.018	2:14.531	1:15.839			
220	Declan CARBERRY (SA)	1:13.014	1:03.295	1:03.250	1:03.252	1:03.592	1:02.903	1:02.808	2:24.135	1:14.058	1:02.664	
		10	1:02.758	1:02.681	1:02.319	1:02.271	1:02.306	<b>1:02.212</b>				
308	John LYTRAS (QLD)	1:10.637	1:00.825	1:00.568	1:01.776	1:00.323	1:10.652	1:00.442	1:01.049	1:00.802	1:00.151	
		10	1:00.210	4:56.431	1:12.409	1:00.554	<b>1:00.026</b>	1:00.928	1:00.370	1:00.172	1:00.050	1:02.692

*Scott Laing*  
 Chief Timekeeper - Scott Laing

*Tom Williams*  
 Race Director - Tom Williams



www.computime.com.au  
 COMPUTIME RACE TIMING SYSTEMS PTY LTD





# Round 3 : April 22 - 24

## Wakefield Park Raceway



**MICHELIN**



ASBK.COM.AU f t i y

### MICHELIN SUPERSPORT CHAMPIONSHIP

#### Practice 2

Date: 22/04/22  
 Event: P07  
 Weather: Cloudy - Temp: 15.4C  
 Track: Dry - Temp: 25.4C

Started at: 12:02:34  
 Laps: 25 Min  
 Starters: 16  
 Printed at: 16:06

#### SPLIT TIMES

Lap	Split 1	Split 2	Split 3	Lap Time	Spd	Lap	Split 1	Split 2	Split 3	Lap Time	Spd
<b>10 Noel MAHON (VIC) (14th)</b>						3	16.534	22.953	21.329	1:00.816	210
1	26.309	25.279	22.309	1:13.897 P		4	16.552	22.857	21.336	1:00.745	210
2	17.366	24.558	21.996	1:03.920	201	5	16.460	22.831	21.208	1:00.499	212
3	17.147	24.309	21.944	1:03.400	204	6	16.388	22.807	21.225	1:00.420	212
4	17.323	24.336	<b>21.566</b>	1:03.225	204	7	16.376	22.577	21.059	1:00.012	213
5	17.253	24.007	22.011	1:03.271	206	8	16.567	22.739	21.600	1:00.906	212
6	17.333	24.141	21.958	1:03.432	201	9	16.487	22.582	21.126	1:00.195	212
7	17.265	<b>23.950</b>	21.680	1:02.895	210	10	16.426	22.803	21.206	1:00.435	212
8	17.149	24.197	21.579	1:02.925	206	11	18.315	24.793	4:01.415	4:44.523	210
9	<b>17.083</b>	24.107	21.650	1:02.840	206	12	29.932	23.837	21.422	1:15.191 P	
10	17.709	24.304	4:06.860	4:48.873	206	13	16.537	22.729	21.130	1:00.396	209
11	29.595	25.071	22.245	1:16.911 P		14	<b>16.261</b>	22.513	21.149	59.923	212
12	17.197	24.117	22.257	1:03.571	205	15	16.308	<b>22.493</b>	21.246	1:00.047	208
13	17.202	23.958	21.768	1:02.928	208	16	18.517	24.316	21.217	1:04.050	195
14	17.164	23.957	21.573	<b>1:02.694</b>	206	17	16.446	22.802	20.976	1:00.224	213
15	17.371	24.196	21.831	1:03.398	206	18	16.286	22.556	<b>20.871</b>	<b>59.713</b>	212
16	17.474	24.326	21.890	1:03.690	206	19	16.450	22.660	21.019	1:00.129	212
17	17.154	24.146	21.713	1:03.013	206						
<b>21 Tarbon WALKER (NSW) (13th)</b>											
1	27.499	24.837	22.026	1:14.362 P		2	17.922	26.028	22.731	1:06.681	210
2	17.308	23.917	21.790	1:03.015	206	3	17.649	24.935	23.330	1:05.914	206
3	17.279	23.733	21.952	1:02.964	206	4	17.626	25.335	22.813	1:05.774	210
4	17.149	23.806	22.320	1:03.275	209	5	17.615	25.139	<b>22.279</b>	1:05.033	207
5	17.306	<b>23.690</b>	21.741	1:02.737	207	6	17.678	24.769	22.496	<b>1:04.943</b>	209
6	17.320	23.844	21.515	1:02.679	208	7	17.876	<b>24.755</b>	22.550	1:05.181	206
7	<b>16.896</b>	23.766	21.570	<b>1:02.232</b>	211	8	17.743	25.020	23.898	1:06.661	208
8	17.009	23.800	21.880	1:02.689	210	9	18.050	25.014	3:01.396	3:44.460	204
9	17.050	23.823	21.523	1:02.396	203	10	28.758	27.364	23.103	1:19.225 P	
10	16.945	23.843	21.728	1:02.516	210	11	18.032	25.560	22.597	1:06.189	207
11	17.073	24.167	1:08.734	1:49.974	209	12	17.581	24.973	22.444	1:04.998	208
12	32.092	24.737	21.945	1:18.774 P		13	17.691	25.267	22.410	1:05.368	208
13	17.536	24.252	21.646	1:03.434	207	14	17.629	24.864	22.679	1:05.172	207
14	17.105	23.948	<b>21.410</b>	1:02.463	208	15	17.665	25.061	23.357	1:06.083	207
15	17.016	23.957	21.854	1:02.827	206	16	17.729	24.857	22.719	1:05.305	209
16	16.991	24.155	21.927	1:03.073	207	17	17.655	25.226	22.571	1:05.452	205
17	16.925	24.565	21.948	1:03.438	208	18	17.807	24.991	22.442	1:05.240	210
						19	<b>17.561</b>	25.287	22.754	1:05.602	209
						20	17.725	24.948	22.711	1:05.384	209
<b>26 Sean CONDON (NSW) (1st)</b>											
1	28.371	26.527	22.161	1:17.059 P							
2	17.031	23.446	21.382	1:01.859	209						
<b>31 John QUINN (VIC) (16th)</b>											
						1	27.253	26.540	22.929	1:16.722 P	
						2	17.922	26.028	22.731	1:06.681	210
						3	17.649	24.935	23.330	1:05.914	206
						4	17.626	25.335	22.813	1:05.774	210
						5	17.615	25.139	<b>22.279</b>	1:05.033	207
						6	17.678	24.769	22.496	<b>1:04.943</b>	209
						7	17.876	<b>24.755</b>	22.550	1:05.181	206
						8	17.743	25.020	23.898	1:06.661	208
						9	18.050	25.014	3:01.396	3:44.460	204
						10	28.758	27.364	23.103	1:19.225 P	
						11	18.032	25.560	22.597	1:06.189	207
						12	17.581	24.973	22.444	1:04.998	208
						13	17.691	25.267	22.410	1:05.368	208
						14	17.629	24.864	22.679	1:05.172	207
						15	17.665	25.061	23.357	1:06.083	207
						16	17.729	24.857	22.719	1:05.305	209
						17	17.655	25.226	22.571	1:05.452	205
						18	17.807	24.991	22.442	1:05.240	210
						19	<b>17.561</b>	25.287	22.754	1:05.602	209
						20	17.725	24.948	22.711	1:05.384	209
<b>26 Sean CONDON (NSW) (1st)</b>											
<b>39 Scott NICHOLSON (VIC) (6th)</b>											

*Scott Laing*  
 Chief Timekeeper - Scott Laing

*Tom Williams*  
 Race Director - Tom Williams



www.computime.com.au  
 COMPUTIME RACE TIMING SYSTEMS PTY LTD





# Round 3 : April 22 - 24

## Wakefield Park Raceway



**MICHELIN**



ASBK.COM.AU f t i y

### MICHELIN SUPERSPORT CHAMPIONSHIP

#### Practice 2

Date: 22/04/22  
 Event: P07  
 Weather: Cloudy - Temp: 15.4C  
 Track: Dry - Temp: 25.4C

Started at: 12:02:34  
 Laps: 25 Min  
 Starters: 16  
 Printed at: 16:06

#### SPLIT TIMES

Lap	Split 1	Split 2	Split 3	Lap Time	Spd	Lap	Split 1	Split 2	Split 3	Lap Time	Spd
1	26.283	24.443	21.702	1:12.428 P		20	16.449	23.126	21.074	1:00.649	214
2	16.954	23.945	21.194	1:02.093	210						
3	17.131	23.729	21.418	1:02.278	210						
4	16.715	23.305	21.174	1:01.194	211	<b>45 Olly SIMPSON (SA) (5th)</b>					
5	16.723	23.255	21.106	1:01.084	213	1	24.199	23.961	21.526	1:09.686 P	
6	16.540	23.324	21.577	1:01.441	214	2	16.753	23.265	21.261	1:01.279	205
7	16.532	23.303	2:22.069	3:01.904	213	3	16.445	23.049	21.215	1:00.709	209
8	24.978	24.181	21.381	1:10.540 P		4	<b>16.260</b>	<b>22.895</b>	21.238	<b>1:00.393</b>	209
9	16.693	23.317	21.140	1:01.150	211	5	29.202	27.555	21.316	1:18.073	208
10	16.636	23.071	21.117	1:00.824	211	6	16.482	23.368	2:07.850	2:47.700	212
11	16.483	23.200	21.215	1:00.898	211	7	25.826	23.306	21.334	1:10.466 P	
12	16.627	24.596	2:11.196	2:52.419	213	8	16.410	23.113	21.250	1:00.773	209
13	24.584	23.499	21.430	1:09.513 P		9	16.611	22.927	<b>21.093</b>	1:00.631	207
14	16.469	23.366	21.166	1:01.001	211	10	16.356	23.122	21.170	1:00.648	208
15	16.398	<b>23.006</b>	21.098	<b>1:00.502</b>	212	11	19.035	23.712	1:57.216	2:39.963	207
16	<b>16.335</b>	23.008	21.444	1:00.787	212	12	24.722	23.203	21.344	1:09.269 P	
17	16.571	23.139	<b>20.989</b>	1:00.699	209	13	16.498	22.947	21.121	1:00.566	208
18	16.485	23.056	21.038	1:00.579	212	14	16.910	23.037	21.359	1:01.306	208
19	16.384	23.084	21.185	1:00.653	212	15	16.535	22.926	21.161	1:00.622	210
20	16.345	23.143	21.019	1:00.507	212	16	16.426	23.091	21.201	1:00.718	210
						17	16.687	23.011	21.333	1:01.031	210
<b>44 Thomas BRAMICH (VIC) (2nd)</b>						<b>49 Jake FARNSWORTH (NSW) (10th)</b>					
1	25.348	25.786	21.957	1:13.091 P		1	24.982	24.144	22.029	1:11.155 P	
2	16.843	23.539	21.208	1:01.590	214	2	16.657	25.015	21.553	1:03.225	210
3	16.481	22.992	21.068	1:00.541	214	3	16.635	23.264	22.340	1:02.239	209
4	16.446	22.981	21.146	1:00.573	216	4	16.527	23.186	21.598	<b>1:01.311</b>	211
5	16.434	23.133	21.382	1:00.949	216	5	<b>16.423</b>	23.402	21.735	1:01.560	212
6	16.825	22.785	21.069	1:00.679	216	6	16.543	<b>23.047</b>	21.819	1:01.409	211
7	17.025	23.672	21.206	1:01.903	217	7	17.530	24.074	2:07.160	2:48.764	210
8	16.467	22.788	21.039	1:00.294	214	8	24.240	23.857	21.647	1:09.744 P	
9	16.837	23.506	2:21.860	3:02.203	214	9	16.864	23.459	21.538	1:01.861	210
10	28.695	24.020	21.630	1:14.345 P		10	16.684	23.233	21.578	1:01.495	210
11	16.779	23.490	21.503	1:01.772	210	11	16.629	23.821	21.863	1:02.313	210
12	17.136	23.215	21.864	1:02.215	210	12	17.358	26.810	2:34.173	3:18.341	208
13	16.589	23.053	21.295	1:00.937	211	13	26.020	24.307	21.939	1:12.266 P	
14	16.573	22.951	21.043	1:00.567	212	14	16.746	23.325	<b>21.418</b>	1:01.489	210
15	17.075	23.623	1:47.885	2:28.583	213	15	16.757	23.213	21.448	1:01.418	211
16	25.993	23.756	21.358	1:11.107 P		16	16.531	23.235	21.954	1:01.720	213
17	16.299	22.816	<b>20.923</b>	1:00.038	214	17	16.641	23.683	21.460	1:01.784	212
18	<b>16.263</b>	22.772	21.285	1:00.320	215	18	16.580	23.543	21.429	1:01.552	212
19	16.304	<b>22.644</b>	20.968	<b>59.916</b>	214	19	16.654	23.170	21.490	1:01.314	211

*Scott Laing*  
 Chief Timekeeper - Scott Laing

*Tom Williams*  
 Race Director - Tom Williams



www.computime.com.au  
 COMPUTIME RACE TIMING SYSTEMS PTY LTD





# Round 3 : April 22 - 24

## Wakefield Park Raceway



**MICHELIN**



ASBK.COM.AU f t i y

### MICHELIN SUPERSPORT CHAMPIONSHIP

#### Practice 2

Date: 22/04/22  
 Event: P07  
 Weather: Cloudy - Temp: 15.4C  
 Track: Dry - Temp: 25.4C

Started at: 12:02:34  
 Laps: 25 Min  
 Starters: 16  
 Printed at: 16:06

#### SPLIT TIMES

Lap	Split 1	Split 2	Split 3	Lap Time	Spd	Lap	Split 1	Split 2	Split 3	Lap Time	Spd
20	16.709	23.236	21.628	1:01.573	211	17	16.490	<b>22.920</b>	21.211	<b>1:00.621</b>	216
<b>58 Mitchell KUHNE (QLD) (8th)</b>						18	16.438	23.051	21.148	1:00.637	217
1	24.579	24.097	21.907	1:10.583 P		19	<b>16.409</b>	23.335	21.238	1:00.982	218
2	16.847	24.195	21.699	1:02.741	210	20	16.517	23.009	21.162	1:00.688	218
3	16.874	23.712	21.699	1:02.285	209	21	16.432	23.169	21.139	1:00.740	217
4	16.716	23.319	21.502	1:01.537	213	22	17.127	23.764	21.820	1:02.711	218
5	16.621	23.258	21.277	1:01.156	212	<b>61 Rhys BELLING (VIC) (11th)</b>					
6	16.699	23.364	21.302	1:01.365	213	1	26.286	25.503	22.084	1:13.873 P	
7	16.993	23.705	21.543	1:02.241	213	2	17.207	24.515	22.145	1:03.867	204
8	16.532	23.404	21.429	1:01.365	209	3	17.005	24.030	21.381	1:02.416	208
9	16.602	23.324	21.537	1:01.463	210	4	16.777	23.819	21.379	1:01.975	208
10	16.593	23.398	21.304	1:01.295	210	5	16.996	23.931	<b>21.180</b>	1:02.107	207
11	16.556	23.275	1:59.432	2:39.263	210	6	17.100	23.974	2:05.719	2:46.793	207
12	25.896	24.786	21.851	1:12.533 P		7	29.275	25.079	21.882	1:16.236 P	
13	16.533	23.604	21.592	1:01.729	210	8	17.008	24.150	21.388	1:02.546	205
14	16.557	24.004	21.998	1:02.559	212	9	16.909	23.506	21.384	1:01.799	206
15	16.614	23.326	21.314	1:01.254	211	10	<b>16.770</b>	23.468	21.181	<b>1:01.419</b>	208
16	<b>16.504</b>	<b>23.157</b>	<b>21.155</b>	<b>1:00.816</b>	211	11	16.787	<b>23.441</b>	21.515	1:01.743	206
17	16.584	23.266	21.244	1:01.094	211	12	16.970	23.998	2:16.195	2:57.163	207
18	16.540	23.398	21.232	1:01.170	211	13	26.633	24.634	21.700	1:12.967 P	
19	16.657	24.677	22.016	1:03.350	211	14	17.012	23.694	21.676	1:02.382	206
20	16.569	23.412	21.438	1:01.419	212	15	17.251	23.629	21.502	1:02.382	205
<b>59 Tom DRANE (NSW) (7th)</b>						16	17.055	23.727	1:45.642	2:26.424	207
1	25.054	23.993	21.699	1:10.746 P		17	27.828	24.583	21.567	1:13.978 P	
2	16.964	23.557	21.449	1:01.970	215	18	16.877	24.161	21.467	1:02.505	206
3	16.609	23.186	21.427	1:01.222	218	<b>74 Timothy LARGE (VIC) (15th)</b>					
4	17.554	23.478	21.855	1:02.887	216	1	25.443	25.784	22.479	1:13.706 P	
5	17.319	23.937	21.267	1:02.523	207	2	17.638	26.166	22.233	1:06.037	204
6	17.054	24.119	22.506	1:03.679	213	3	17.852	25.273	22.243	1:05.368	201
7	16.730	23.142	21.175	1:01.047	218	4	<b>17.019</b>	24.261	21.827	1:03.107	204
8	16.607	23.396	<b>21.062</b>	1:01.065	218	5	17.356	24.174	22.055	1:03.585	204
9	16.746	24.095	21.326	1:02.167	220	6	17.097	24.375	21.815	1:03.287	205
10	16.999	23.708	21.237	1:01.944	214	7	17.510	24.839	3:59.045	4:41.394	204
11	16.800	23.436	21.159	1:01.395	216	8	31.153	24.660	1:11.730	2:07.543 P	
12	16.920	24.871	1:05.268	1:47.059	219	9	27.208	25.205	22.468	1:14.881 P	
13	24.610	23.653	22.006	1:10.269 P		10	17.208	24.107	21.940	1:03.255	202
14	16.768	23.344	21.268	1:01.380	218	11	17.028	<b>24.059</b>	<b>21.698</b>	<b>1:02.785</b>	202
15	16.860	23.937	21.549	1:02.346	220	12	17.070	24.273	21.774	1:03.117	205
16	16.716	23.239	21.275	1:01.230	218	13	17.028	24.077	40.464	1:21.569	203

*Scott Laing*  
 Chief Timekeeper - Scott Laing

*Tom Williams*  
 Race Director - Tom Williams





# Round 3 : April 22 - 24

## Wakefield Park Raceway



**MICHELIN**



ASBK.COM.AU f t i y

### MICHELIN SUPERSPORT CHAMPIONSHIP

#### Practice 2

Date: 22/04/22  
 Event: P07  
 Weather: Cloudy - Temp: 15.4C  
 Track: Dry - Temp: 25.4C

Started at: 12:02:34  
 Laps: 25 Min  
 Starters: 16  
 Printed at: 16:06

#### SPLIT TIMES

Lap	Split 1	Split 2	Split 3	Lap Time	Spd	Lap	Split 1	Split 2	Split 3	Lap Time	Spd
14	18.022	24.634	21.836	1:04.492	204	2	17.263	24.134	21.898	1:03.295	200
15	17.047	24.149	21.788	1:02.984	206	3	17.132	23.860	22.258	1:03.250	206
16	17.119	24.607	22.051	1:03.777	205	4	17.230	24.234	21.788	1:03.252	194
17	17.085	24.257	22.005	1:03.347	206	5	17.325	24.364	21.903	1:03.592	206
18	17.096	24.888	21.936	1:03.920	203	6	16.921	24.145	21.837	1:02.903	207
						7	16.943	24.225	21.640	1:02.808	210
<b>85 Ty LYNCH (SA) (4th)</b>						8	16.819	23.883	1:43.433	2:24.135	209
1	25.759	24.237	21.621	1:11.617 P		9	28.157	24.273	21.628	1:14.058 P	
2	16.847	23.535	21.391	1:01.773	206	10	16.949	24.045	21.670	1:02.664	208
3	16.745	23.266	21.482	1:01.493	209	11	17.134	23.895	21.729	1:02.758	210
4	16.537	23.282	21.268	1:01.087	209	12	17.035	24.065	21.581	1:02.681	211
5	16.923	23.310	21.232	1:01.465	212	13	16.918	23.744	21.657	1:02.319	210
6	16.515	22.894	21.762	1:01.171	210	14	16.831	23.897	<b>21.543</b>	1:02.271	211
7	16.623	23.132	21.050	1:00.805	214	15	<b>16.769</b>	23.946	21.591	1:02.306	213
8	16.397	22.778	21.090	1:00.265	210	16	16.790	<b>23.700</b>	21.722	<b>1:02.212</b>	211
9	<b>16.335</b>	22.940	21.146	1:00.421	208						
10	16.400	<b>22.734</b>	<b>21.003</b>	<b>1:00.137</b>	208	<b>308 John LYTRAS (QLD) (3rd)</b>					
11	16.473	22.789	21.378	1:00.640	209	1	25.844	23.338	21.455	1:10.637 P	
						2	16.575	23.063	21.187	1:00.825	206
<b>86 Dallas SKEER (SA) (9th)</b>						3	16.574	22.900	21.094	1:00.568	206
1	25.828	25.574	22.403	1:13.805 P		4	16.715	24.011	21.050	1:01.776	209
2	17.089	23.474	21.769	1:02.332	204	5	16.477	22.839	21.007	1:00.323	210
3	16.843	23.376	21.636	1:01.855	207	6	18.164	29.852	22.636	1:10.652	209
4	16.625	23.439	21.406	1:01.470	208	7	16.529	22.835	21.078	1:00.442	206
5	16.635	23.128	21.627	1:01.390	211	8	16.524	23.369	21.156	1:01.049	210
6	16.470	23.182	21.447	1:01.099	209	9	16.436	23.151	21.215	1:00.802	208
7	16.451	<b>23.035</b>	21.463	1:00.949	208	10	<b>16.343</b>	22.726	21.082	1:00.151	209
8	16.513	26.242	5:39.823	6:22.578	210	11	16.436	22.713	21.061	1:00.210	208
9	25.631	25.400	22.023	1:13.054 P		12	16.839	23.714	4:15.878	4:56.431	209
10	16.983	23.706	21.590	1:02.279	207	13	27.857	23.204	21.348	1:12.409 P	
11	16.589	23.204	21.387	1:01.180	209	14	16.563	22.872	21.119	1:00.554	208
12	<b>16.406</b>	23.561	21.571	1:01.538	209	15	16.364	<b>22.667</b>	20.995	<b>1:00.026</b>	208
13	16.919	23.790	21.505	1:02.214	214	16	16.891	22.905	21.132	1:00.928	212
14	16.480	23.114	21.328	<b>1:00.922</b>	210	17	16.481	22.747	21.142	1:00.370	208
15	16.550	23.145	<b>21.323</b>	1:01.018	211	18	16.364	22.808	21.000	1:00.172	209
16	18.067	25.059	1:31.405	2:14.531	210	19	16.352	22.778	<b>20.920</b>	1:00.050	209
17	24.901	27.687	23.251	1:15.839 P		20	16.660	24.249	21.783	1:02.692	211
<b>220 Declan CARBERRY (SA) (12th)</b>											
1	25.341	25.226	22.447	1:13.014 P							

*Scott Laing*  
 Chief Timekeeper - Scott Laing

*Tom Williams*  
 Race Director - Tom Williams





Round 3 : April 22 - 24

Wakefield Park Raceway



MICHELIN



ASBK.COM.AU f t i y

MICHELIN SUPERSPORT CHAMPIONSHIP


Practice 2


Date: 22/04/22  
Event: P07  
Weather: Cloudy - Temp: 15.4C  
Track: Dry - Temp: 25.4C

Started at: 12:02:34  
Laps: 25 Min  
Starters: 16  
Printed at: 16:06

FASTEST LAPS SEQUENCE

Race Time	No	Name	Machine	Fastest Lap	On Lap
1:26.994	45	Oilly SIMPSON (SA)	Yamaha YZF-R6	1:09.686	1
2:28.273	45	Oilly SIMPSON (SA)	Yamaha YZF-R6	1:01.279	2
2:37.321	308	John LYTRAS (QLD)	Yamaha YZF-R6	1:00.825	2
3:28.982	45	Oilly SIMPSON (SA)	Yamaha YZF-R6	1:00.709	3
3:37.889	308	John LYTRAS (QLD)	Yamaha YZF-R6	1:00.568	3
3:51.544	44	Thomas BRAMICH (VIC)	Yamaha YZF-R6	1:00.541	3
4:29.375	45	Oilly SIMPSON (SA)	Yamaha YZF-R6	1:00.393	4
5:39.988	308	John LYTRAS (QLD)	Yamaha YZF-R6	1:00.323	5
8:27.838	26	Sean CONDON (NSW)	Yamaha YZF-R6	1:00.012	7
19:29.407	26	Sean CONDON (NSW)	Yamaha YZF-R6	59.923	14
23:33.441	26	Sean CONDON (NSW)	Yamaha YZF-R6	59.713	18

  
Chief Timekeeper - Scott Laing

  
Race Director - Tom Williams



www.computime.com.au  
COMPUTIME RACE TIMING SYSTEMS PTY LTD





# Round 3 : April 22 - 24

## Wakefield Park Raceway



**MICHELIN**



ASBK.COM.AU f t i y

### MICHELIN SUPERSPORT CHAMPIONSHIP

#### Practice 2

Date: 22/04/22  
 Event: P07  
 Weather: Cloudy - Temp: 15.4C  
 Track: Dry - Temp: 25.4C

Started at: 12:02:34  
 Laps: 25 Min  
 Starters: 16  
 Printed at: 16:06

#### BEST PARTIAL TIMES

Pos	Split 1		Split 2		Split 3		LAP		
	Name	Time	Name	Time	Name	Time	Name	Ideal	Fastest
1	O. SIMPSON	16.260	S. CONDON	22.493	S. CONDON	20.871	S. CONDON	59.625	59.713
2	S. CONDON	16.261	T. BRAMICH	22.644	J. LYTRAS	20.920	T. BRAMICH	59.830	59.916
3	T. BRAMICH	16.263	J. LYTRAS	22.667	T. BRAMICH	20.923	J. LYTRAS	59.930	1:00.026
4	S. NICHOLSON	16.335	T. LYNCH	22.734	S. NICHOLSON	20.989	T. LYNCH	1:00.072	1:00.137
5	T. LYNCH	16.335	O. SIMPSON	22.895	T. LYNCH	21.003	O. SIMPSON	1:00.248	1:00.393
6	J. LYTRAS	16.343	T. DRANE	22.920	T. DRANE	21.062	S. NICHOLSON	1:00.330	1:00.502
7	D. SKEER	16.406	S. NICHOLSON	23.006	O. SIMPSON	21.093	T. DRANE	1:00.391	1:00.621
8	T. DRANE	16.409	D. SKEER	23.035	M. KUHNE	21.155	D. SKEER	1:00.764	1:00.922
9	J. FARNSWORTH	16.423	J. FARNSWORTH	23.047	R. BELLING	21.180	M. KUHNE	1:00.811	1:00.816
10	M. KUHNE	16.499	M. KUHNE	23.157	D. SKEER	21.323	J. FARNSWO	1:00.888	1:01.311
11	D. CARBERRY	16.769	R. BELLING	23.441	T. WALKER	21.410	R. BELLING	1:01.391	1:01.419
12	R. BELLING	16.770	T. WALKER	23.690	J. FARNSWORTH	21.418	T. WALKER	1:01.996	1:02.232
13	T. WALKER	16.896	D. CARBERRY	23.700	D. CARBERRY	21.543	D. CARBERR	1:02.012	1:02.212
14	T. LARGE	17.019	N. MAHON	23.950	N. MAHON	21.566	N. MAHON	1:02.599	1:02.694
15	N. MAHON	17.083	T. LARGE	24.059	T. LARGE	21.698	T. LARGE	1:02.776	1:02.785
16	J. QUINN	17.561	J. QUINN	24.755	J. QUINN	22.279	J. QUINN	1:04.595	1:04.943

*Scott Laing*  
 Chief Timekeeper - Scott Laing

*Tom Williams*  
 Race Director - Tom Williams



www.computime.com.au  
 COMPUTIME RACE TIMING SYSTEMS PTY LTD







Round 3 : April 22 - 24

Wakefield Park Raceway



MICHELIN



ASBK.COM.AU f t i y

MICHELIN SUPERSPORT CHAMPIONSHIP

Practice 2


Date: 22/04/22  
Event: P07  
Weather: Cloudy - Temp: 15.4C  
Track: Dry - Temp: 25.4C

Started at: 12:02:34  
Laps: 25 Min  
Starters: 16  
Printed at: 16:06

RACE INFORMATION

Time	Description
12:02:34	Event Start
12:20:12	TRACK TEMPS: 23.9 (SF) / 26.5 (i1) / 24.6 (i2)
12:25:07	Rider 45 (Oily SIMPSON) CRASHED TURN 4 - RIDER UP
12:27:35	Chequered Flag
12:30:04	Event Finish

  
.....  
Chief Timekeeper - Scott Laing

  
.....  
Race Director - Tom Williams



www.computime.com.au  
COMPUTIME RACE TIMING SYSTEMS PTY LTD

